

40
YEARS

in AMERICA



Premium Hardware for
Food Service &
Convenience Stores

SUGATSUNE

Lid Supports



LADH
Heavy Duty Lift-Assist Damper
Can hold up to 36 lbs/each.
Available in Brown and White.



LAD
A Compact soft down damper.
Ideal for lighter bar top applications.



HS
For downward-opening flap doors.
Can be installed individually or in
pairs. Non-Handed: left or right side.



S-AT01, S-AT02
Back and side panel mounting,
Spring mechanism assisting in lifting
door and holds in open position.

Multi-Purpose Lids & Grommets



AZ-GD231-HL
Rectangular stainless steel multi
purpose lid w/ soft close. Available
in various sizes.



AD-GD
Round stainless steel multi purpose
lid w/ soft close. Available in various
sizes. Also available in squares.



AN-DH
Round stainless steel grommet.
Available in various sizes, depths
and finishes.



AN-KH
Square stainless steel grommet.
Available in various sizes
and depths.



SAM/SAD
Stainless steel, round and oblong
shaped 0.4mm diameter mesh
wired ventilator.



Catches & Latches



MC-MSH
Silicone sealed neodymium mag.
catch. Avoids meta-to-metal
contact.



MC-YN005HP
Stainless steel, suitable for high tem-
peratures up to 482°F. Available in
4.4 and 11 lbs magnetic force.




BCTS
Made of high grade 316 Stainless
steel tension catch.
Available in 3 sizes.



ESN-195-3.1
Non-magnetic push latch with
strong retaining force.



KR-50
Stainless steel slide bolt.



FL2
Stainless steel compact slide bolt.

Hinges



HG-JG150
A Gravity Hinge with lift-off function,
up to 44 lbs load capacity and
built-in soft-close
after 65° an with
adjustability after
installation allowing
for a precise fit.



HES-Series
Family of fully adjustable concealed
hinges (3/4" - 1 1/2" doors) that can
hold up to 200lbs doors..



304B Stainless Steel
A robust stainless Steel cup hinge.
Adjustable and available for
overlay applications..



J95 Heavy Duty Hinge
Heavy duty cup hinge available in 2
finishes and optional safety covers
(Max weight: 88 lbs/3 hinges).

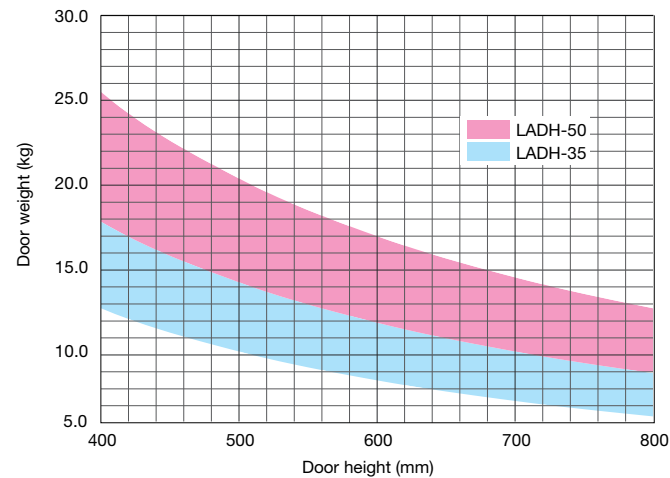
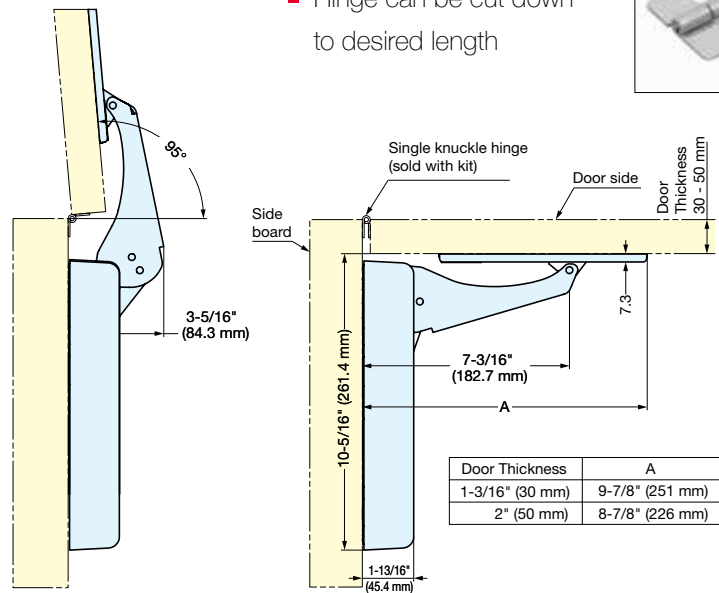

Lift-Assist Damper (Heavy Duty)

LADH



- Add a smooth soft-close to counter tops in restaurants, bars and reception desks to prevent slamming.
- Lift-Assist feature helps users lift countertop
- Holds door open at 95 degrees.
- Easy installation - surface mounted and can be retrofitted
- Stainless steel piano hinge included (see next page for details)
- Can be used in pairs, call our Tech Support for details.

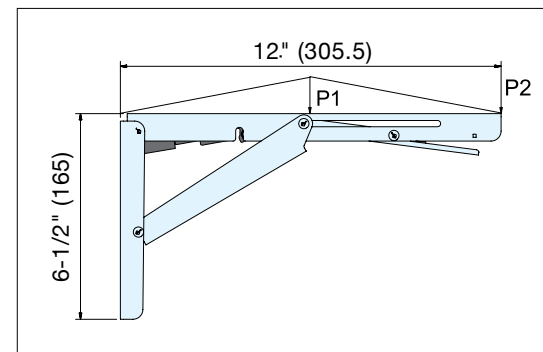
- Set includes Stainless Steel Piano hinge (LSN-C)
- Hinge can be cut down to desired length



Item No.	Max. Torque per piece (lbs-in)	Panel Thickness	Wt (g)	Box (pcs)	Material	Finish
LADH-35	221 ~ 309	30~50 mm (1-3/16" ~ 2")	2,000	1	Steel (SPCC)/ Polyacetal (POM)/ABS	Arm: Nickel Chrome Body: Dark Brown or White Other Parts: Nickel Plating
LADH-50	309 ~ 442					

Folding Bracket With Damper

EB-303/EP-D























- Automatically locks when flap is in open position.
- Press lever to release the lock.
- Hinges not required.
- Damper unit with a soft-closing feature which makes it smoother and safer.
- Durability tested 50,000 cycles (private).
- Refer to the Damper Weight Chart for damper weight capacity.


















Item No.	Bracket Load Capacity P1	Bracket Load Capacity P2	Weight (g)	Carton (pcs)	Material
EB-303/EP-D	330 lbs	165 lbs	515	20	304 Stainless Steel
EB-303/EP-D-BL					






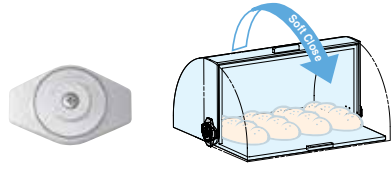


Handles

	Image	Product	Description
Wire Pulls		SWP	 316 Stainless steel wire pull ideal for harsh and highly corrosive environments, available in various sizes.
Folding Handles		HK	 Stainless steel folding handle available in 3 different sizes.
Recessed Pulls		AT-100	 Snap-in type recessed pull. Available in 3 colors.
		UT	Stainless steel recessed pull. Available in various sizes.
		HH-KP150	Stainless steel recessed pull.
Handles		ECH	Stainless steel handle available in 2 sizes
		MTH	Aluminum handle with different length options for various applications. Can be cut to custom fit applications.
		US-70M US-120M US-160M	 Rubber grip allows for an easy and comfortable grip, lightweight design. Available in Satin and Mirror finish
		CJH	Available in 2 sizes and 6 color options that can be used to separate work processes or to warn of dangerous areas.
	Knobs		RS-38/S
		RSS	 Lightweight stainless steel knob, available in various sizes and finishes.
Hatch Pull		ST-90	 T-handle designed hatch pull, available in 2 sizes.
		ST-100	 Hook-designed hatch pull, available in 2 sizes.

Hooks

	Image	Product	Description
Undermount Hooks		RF-50	 Stainless steel, 360° rotating undermounted hook.
		HJ	 Stainless steel undermount hook available in various sizes and finishes.
		UJ	 Stainless steel, 360° rotating swing hook that features 180° swivel capability that allows this hook to be undermounted.
Swivel Hooks		JF-T	 Stainless steel, 180° swivel hook with friction. Ideal for vibration or shock applications and available in 3 different sizes.
Small Hooks		FC	 Stainless steel small hook; holds up to 26 lbs and available in Titanium.
		TY-30	 Stainless Steel wire hook available in various sizes.
Latch Hooks		EN-K	 316 Stainless steel latch hook designed to keep items hooked and can hold up to 132 lbs.
		WH	Stainless steel hook. Keep items hooked, ideal for vibration or shock applications. Available in 2 sizes, 33 lbs load capacity.

Dampers

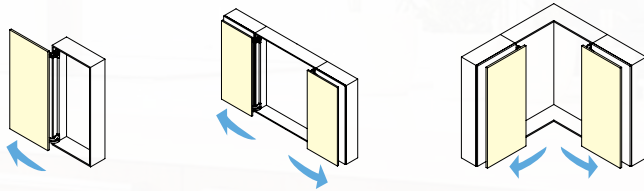
	Image	Product	Description
Torque Dampers		UDH	 Compact designed torque damper, available in various specifications to support torque and application requirements.
Rotary Dampers		SRT	Special order one and two-way rotary dampers.
Disk Dampers		UDD	 Disc-shaped soft-close damper featuring a narrow profile, excellent for food services environments.
Door Closers		DC	Surface mounted wood or glass door soft-close catch and door closer.

Unique Convenience



The littlest brother of our LIN-X family is the LIN-X450 designed for cabinet doors. With a space saving concept of the **LIN-X Lateral Opening System**, it's easy to install, and is also 4-way adjustable to ensure a flush and sleek reveal.

Perfect for full access to under-the-counter space in tight spaces.



▪ Single

▪ Double

▪ Corner



Sugatsune America
18101 Savarona Way
Carson, CA 90746
1-800-562-5267



www.sugatsune.com



in AMERICA